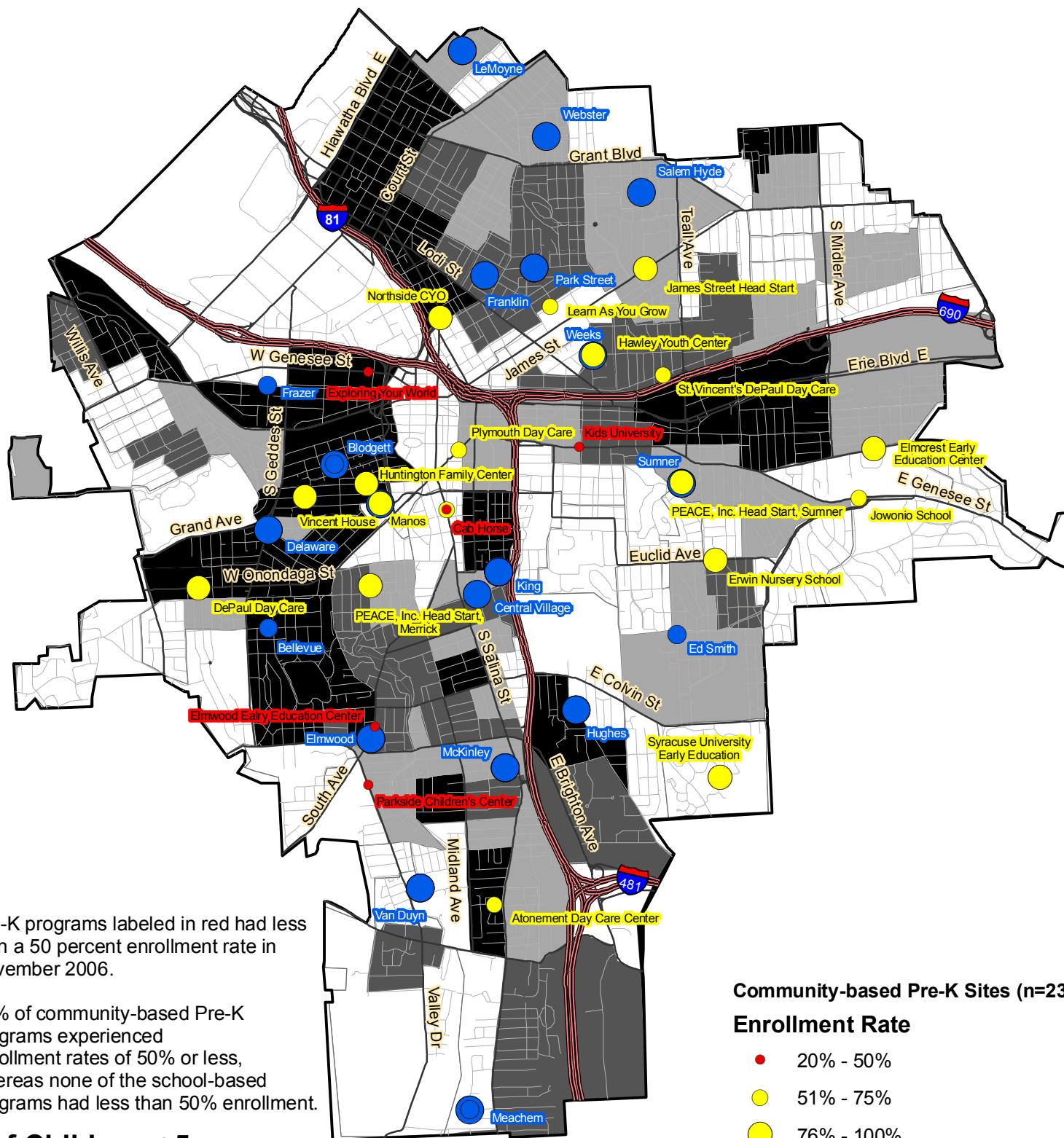


Universal Pre-Kindergarten Enrollment Rates in Syracuse, NY

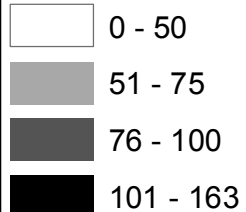
2006-2007 School Year



Pre-K programs labeled in red had less than a 50 percent enrollment rate in November 2006.


22% of community-based Pre-K programs experienced enrollment rates of 50% or less, whereas none of the school-based programs had less than 50% enrollment.

of Children < 5 years




Community-based Pre-K Sites (n=23)

Enrollment Rate



School-based Pre-K Sites (n=39)

Enrollment Rate



Enrollment rates are computed by dividing the number of enrolled children by the maximum capacity for each classroom. Data were provided by Child Care Solutions, Nov. 2006.

Population data are from the 2000 US Census